

Complete Gamma Ray Spectrometer

GAMMA-RAD5

Includes

- 76 x 76 mm NaI(Tl) scintillator with PMT
- Digital pulse processor with charge sensitive amplifier, shaping amplifier, and MCA
- All power supplies (low voltage and high voltage)
- Interface hardware and PC software

Features

- Ruggedized scintillator and PMT
- Gain stabilized in software
- Ethernet & USB interfaces for robust communications
- USB powers entire system
- Flexible architecture for tailoring interfaces
- For OEMs and custom users

Detector

- Standard detector size: 76 x 76 mm (3 x 3") NaI(Tl)
- Custom detectors available, including:
 - 76 x 152 mm (3 x 6") NaI(Tl)
 - 10 x 10 x 40 cm³ (4 x 4 x 16") NaI(Tl)
 - 2.5 x 2.5 cm (1 x 1") LaCl₃
 - 76 x 76 mm (3 x 3") BGO

Standard Performance

- Dynamic range: 10 to 3000 keV
- Resolution: <7% FWHM @ 662 keV, <5% @ 1.33 MeV
- Count rates: to 200,000 cps
- Power: 750 mW typical

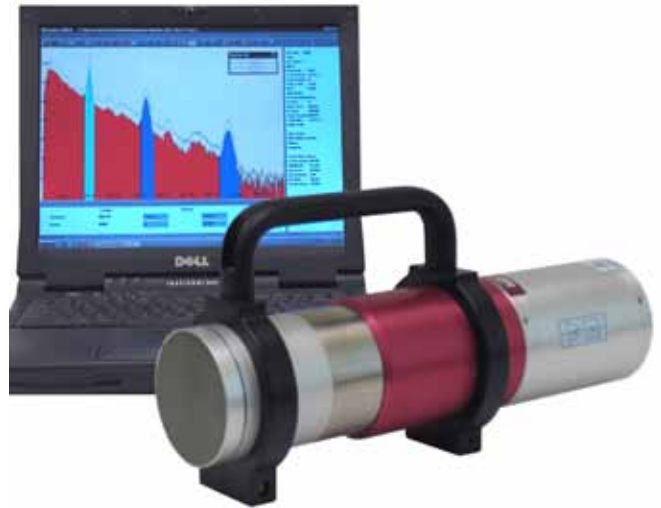
Applications

- **Homeland security:** portal monitors, shipping containers, handheld monitors
- First responders and emergency workers
- Nuclear safeguards verification
- Toxic dump site monitor
- In situ processing
- Environmental or industrial monitoring
- Teaching and research

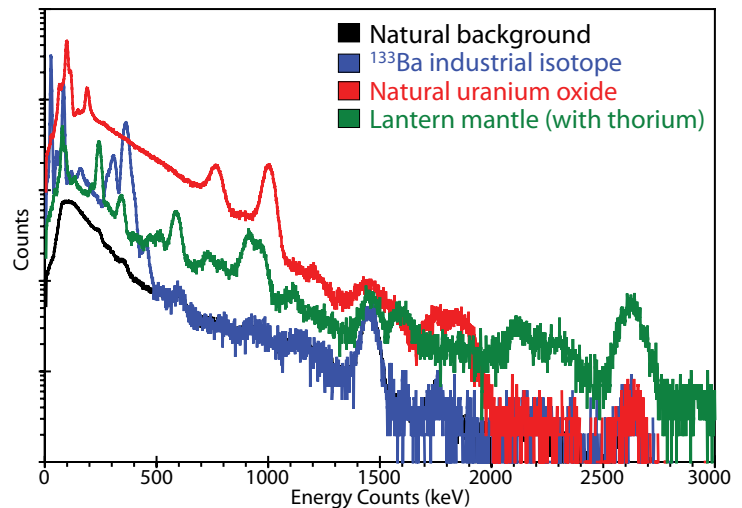
Overview

The GAMMA-RAD5 is a complete, integrated γ -ray spectrometer. It includes a scintillator and PMT, a charge sensitive preamplifier, a digital pulse processor and MCA based on Amptek's DP5G, all the hardware and software necessary to control and communicate to a PC, and all power supplies. It is a single, integrated, portable module.

Several key innovations make this system ideal for field use. First, the scintillator and PMT are ruggedized to protect against mechanical shock and vibration. Second, the Ethernet interface permits operation over long distances: 100 m via Ethernet or, with Internet software, globally while the USB interface permits a single connection (power and data) to virtually any computer. Third, it has a flexible digital architecture so it can be easily tailored for specific applications. The GAMMA-RAD5 is ideally suited for a wide range of γ -ray spectroscopy measurements, from lab applications to most harsh field homeland security applications.



GAMMA-RAD5 with a laptop computer - a complete γ -ray measurement solution.



Measured γ -ray spectra of naturally occurring radioactive materials (NORM), an industrial ¹³³Ba isotope, compared to natural background with no sources present.

AMPTEK INC. 14 DeAngelo Drive, Bedford, MA 01730-2204 U.S.A.

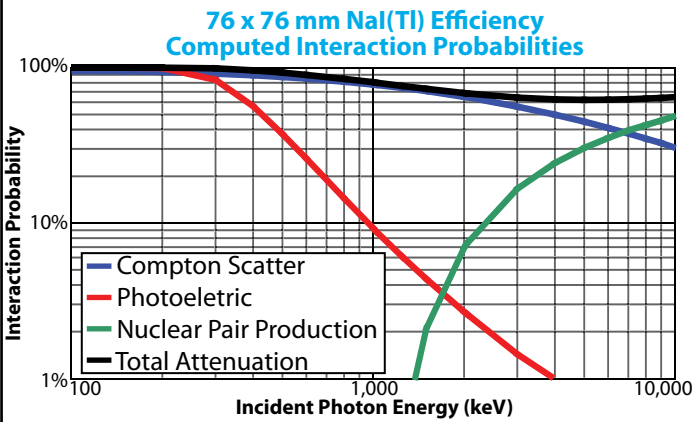
Tel: +1 (781) 275-2242 Fax: +1 (781) 275-3470 e-mail: sales@amptek.com www.amptek.com

GAMMA-RAD5 Specifications

Detector

The detector is a ruggedized scintillator and PMT. The 76 x 76 mm NaI(Tl) is considered standard, but many different configurations are possible. Contact Amptek for details.

The detector performance (resolution, stopping power, photofraction, etc.) are determined by the scintillation crystal.



Pulse Processing Performance

Gain Settings	Four software selectable coarse gain settings are available: 3 MeV full scale to 750 keV full scale. Fine gain is adjustable between 0.75 and 1.25.
Pulse Shape	Trapezoidal, typically set to 2.4 μ s peaking time (1 μ s shaping time constant), software selectable from 0.8 to 102.4 μ s. The flat top has 63 software selectable values for each peaking time. The fast channel, used for pile-up rejection and pulse shape discrimination, has a pulse pair resolving time of 0.25 or 0.5 μ s.
Gain Stabilization	The gain from the NaI(Tl) and PMT is well known to vary with temperature. A software gain stabilization algorithm is available.
Maximum Count Rate, Dead Time, and Throughput	With the typical configuration, $T_{peak}=2.4 \mu$ s, the maximum input count rate is 1.5×10^5 cps with a throughput of >50% and good baseline stability and pile-up rejection. At $T_{peak}=0.8 \mu$ s, the maximum input count rate is 2×10^5 cps.
Custom Configuration	The DP5G is set at the factory for either a 20 MHz or 80 MHz clock. For NaI(Tl), the 20 MHz is standard, yielding the specifications listed above. The 80 MHz setting allows for peaking times down to 0.1 μ s in the slow channel and 0.05 μ s in the.

fast channel but draws about 50% more power. The 80 MHz setting is recommended for custom scintillation materials with faster decay times, fast pulse shape discrimination, or other unique requirements

MCA Performance

Number of channels	Commandable to 8k , 4k, 2k, 1k, 0.5k, or 0.25k channels.
Presets	Time, total counts, counts in an ROI, counts in a single channel. Minimum acquisition time is <10 ms.

External Connections

USB	Standard 2.0 full-speed (12 mbps). Provides both serial data and power for the entire GAMMA-RAD5.
Ethernet	10Base-T or UDP, DHCP or fixed IP.
RS232	Standard serial interface 115 Kbaud.
DAC Output	Single pin LEMO connector.
Aux I/O	Gate, 8 SCAs

Power

+5 V	Average current 150 mA. Entire GAMMA-RAD5 can be powered from USB.
Range	3.0 to 6.4V.
High Voltage	A stabilized, high efficiency Cockcroft-Walton power supply provides PMT bias. HV is software controlled.

Physical (76 x 76 mm NaI(Tl))

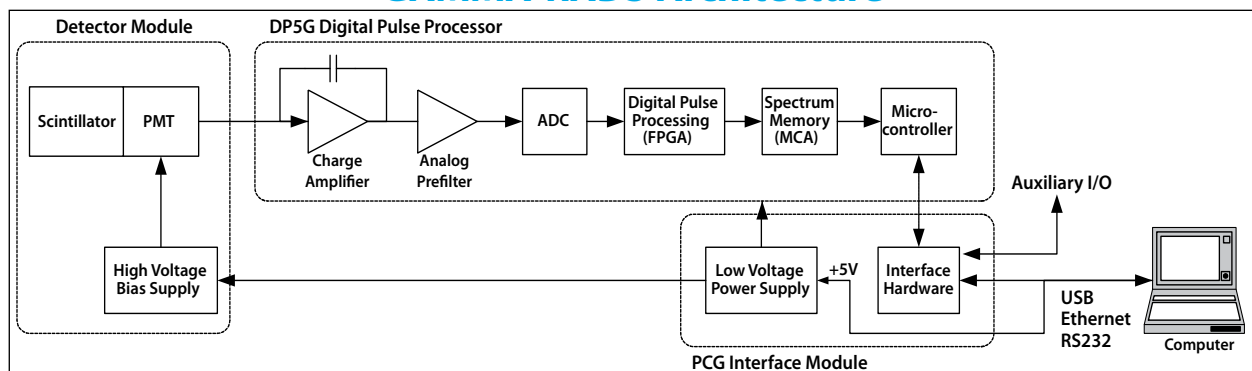
Size	31.5 cm X 9.2 cm (dia)
Mass	3.6 kg

Interface Software

DPPMCA is a standard data acquisition and control package, for use with all of Amptek's digital processors and MCAs, including the GAMMA-RAD5. This package provides the capability to configure the GAMMA-RAD5 and acquire and save data. It is described in detail on Amptek's website, where it may be downloaded.

Amptek provides a software developer's kit so that users can write their own interface software. Also included are example routines, written in Visual Basic and Visual C++, which can be used to control data acquisition. These can be tailored for specific uses.

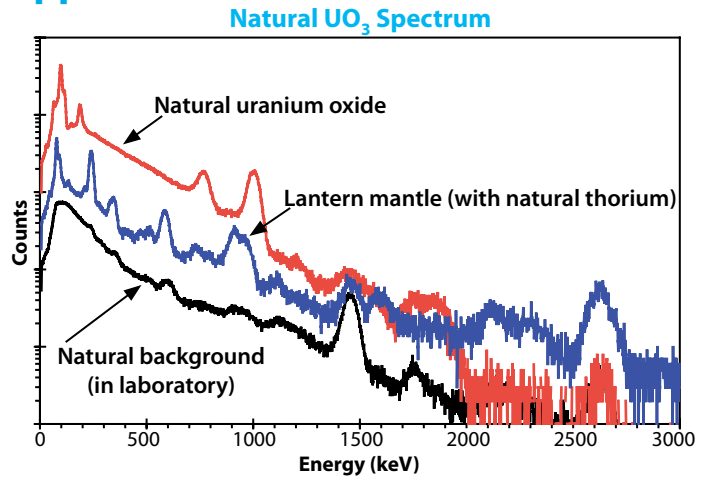
GAMMA-RAD5 Architecture



GAMMA-RAD5 Applications

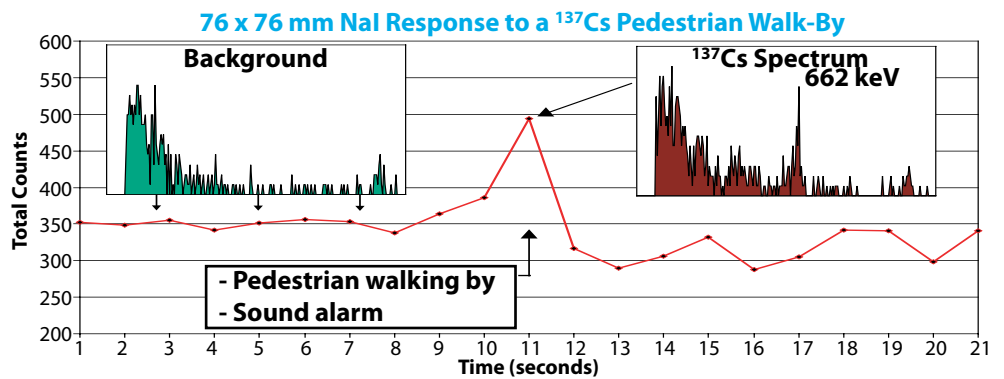
Nuclear Safeguard or Environmental Monitor

An example program is provided with the GAMMA-RAD5 to aid in long term monitoring where weak sources are present. This program automatically saves a spectrum at user defined intervals, it provides gain stabilization using the ^{40}K background peak, and it provides a simple ROI analysis capability to verify if suspect counts are present above preset thresholds. This software can run on a laptop, connected to the GAMMA-RAD5 by a USB cable. It can also run over an Ethernet link and the Internet, and be monitored on the other side of the world. The plot on the right shows a background spectrum and measurements from natural UO_3 and a lantern mantle containing natural thorium.



Pedestrian Portal Monitor

The same software used for the environmental monitoring application can be used in a pedestrian or vehicle portal monitor using much shorter data acquisition intervals. The plot below shows the count rate, both total (red line) and in the 662 keV peak (small graph on right), when a pedestrian walked by the 76 X 76 mm detector at a distance of 10 feet with a $100 \mu\text{Ci } ^{137}\text{Cs}$. A standard Geiger counter was unable to detect the source, since it registered a natural background of 0.02 mR/hr before and during the pedestrian incident, but the GAMMA-RAD5 clearly detected it and identified the energy.




Portal Monitor



The photo above shows a high sensitivity detector, a $10 \times 10 \times 40 \text{ cm}^3$ ($4 \times 4 \times 16$ inch) NaI(Tl) "bar."



The photo on the left shows four "bars" mounted on a loading dock door.



Gamma-Rad5

The photo on the right shows four "bars" mounted in a hallway.

Simultaneous Neutron Detection with Gamma-Ray Spectrum

With a custom detector, a single GammaRad5 module can provide neutron detection while measuring the gamma-ray spectrum. The key is the use of a "Phoswich" detector, a sandwich of two scintillators mated to a single photomultiplier tube. A LiI(Eu) crystal is added to the standard NaI(Tl) scintillator. The NaI(Tl) measures the gamma-ray spectrum. The lithium is enriched in ^6Li , providing for efficient detection of neutrons via the $^6\text{Li}(n,\alpha)$ reaction. The two scintillators produce different pulse shapes, so the DP5's pulse shape discrimination is used to distinguish between them.

GAMMA-RAD5 Applications (con't)

Shipping Container Monitor

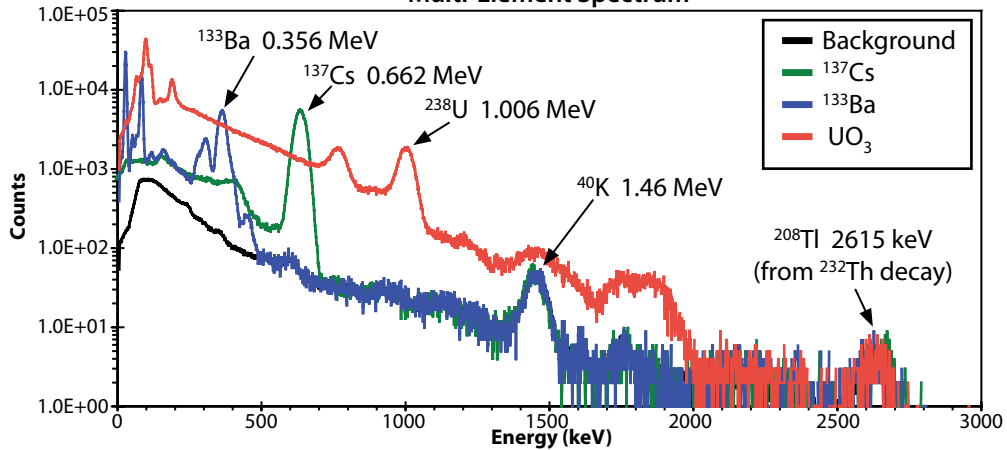
The photograph on the right shows an application that takes full advantage of the ruggedization of the GAMMA-RAD5. The GAMMA-RAD5 modules are mounted on the VeriSpreader™ bar of the crane that lifts shipping containers. Radiation detection is carried out during routine handling so there is no delay in processing. The spectroscopy performance keeps the false positive rate at a very low level, which is a vital concern.

* VeriSpreader™ is a trademark of VeriTainer Corporation U.S. Patent 6,768,421.

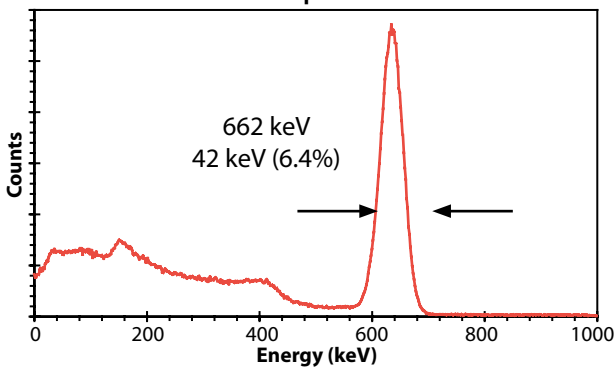


GAMMA-RAD5 Spectra

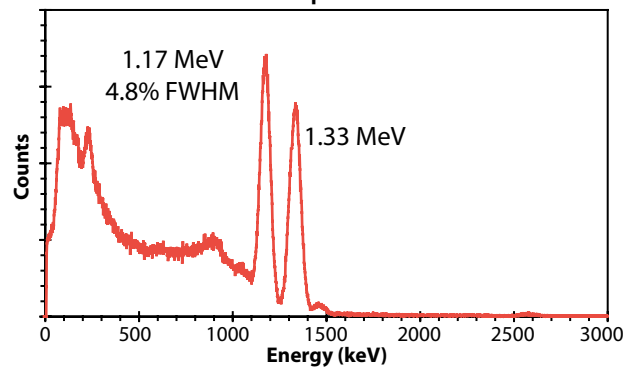
Multi-Element Spectrum



^{137}Cs Spectrum



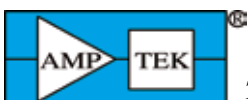
^{60}Co Spectrum



How is the GAMMA-RAD5 different from the GAMMA-RAD?

The GAMMA-RAD5 uses an enhanced digital processor, the DP5G, while the GAMMA-RAD used Amptek's DP4.

- The 2nd generation DP5 family from Amptek offers higher performance than the DP4. It operates at higher count rates, it has improved pile-up rejection and improved pulse shape discrimination, and several other performance enhancements.
- The DP5 family offers significant improvements in interfacing. It fully supports Ethernet, USB, and RS232 interfaces and supports 64 bit operating systems such as Windows 7. There are several auxiliary connectors available for timing, gating, and other functions. It will support a List Mode in addition to histogram mode (with a future upgrade). Field-upgradable firmware.
- The GAMMA-RAD5 uses a new release of application software. For customers using ADMCA, the change to DPPMCA is minor. For customers who wrote their own application software using the DLL, DPPAPI, a new subroutine library is available, DPPSDK. The custom software will require changes to support DPPSDK. For customers who wrote their own low level drivers, new drivers will be required.



AMPTEK INC.

14 DeAngelo Drive, Bedford, MA 01730-2204 U.S.A.

Tel: +1 (781) 275-2242 Fax: +1 (781) 275-3470 e-mail: sales@amptek.com www.amptek.com

For further technical specifications, please see our web site: www.amptek.com